



DUST IGNITION PROTECTED

CLEANING MACHINES For Hazardous Locations (Classes C1618 01 & C1618 81)

Division 2, Class II, Groups F & G

Certified Zone 22 Hazardous Areas / Dust Group IIIC (Conductive Dusts)



IECEx 3rd Party Certified

Ex h tc IIIC T200°C (T85°C for BLSD version) Dc IP6X

IECEx LCIE 15.0048

**ESD Safe** Vacuum Systems for Hazardous Locations are designed to prevent ignition hazards.


We use metal parts or Static Dissipative Powder Coating to prevent Electrostatic Discharge (ESD)



Complies with NFPA 77 "Recommended Practice on Static Electricity"



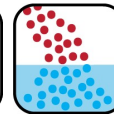
### Characteristics




Less than 10 ohms



Dry Recovery



Wet Mix - Water



HEPA - Included



High Filtration Efficiency Unit



SS 304



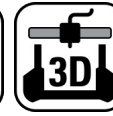
Coalescing Filter Element



Detachable Tank



EX Certified



3D Printing



Brushless Motor Available

- Legally certified dust ignition protected by an OSHA approved Nationally Recognized Testing Laboratory (NRTL)
- Immersion separator "Wet Mix". For use with water (no oil)
- Designed for the recovery and INERTIZATION of combustible dust into a liquid immersion bath
- Meets the requirements for a Liquid Precipitation Collector for metal dusts as outlined in NFPA 484
- Electric
- Coalescing Filter Element (CFE) for moisture removal. HEPA Grade. 99.97% efficiency at 0.3 micron
- Heavy duty 2-stage by-pass motor
- Longer life brushless motor available. Always with 4 x H14 HEPA filters
- Stainless steel Type 304 interceptor tank
- Recovery capacity of 11 lb (5 kg) of dust into 6.5 gal. (25L) of water (no oil)
- Detachable recovery tank (DT) for easy disposal of recovered materials
- Degassing vent allows gas to be evacuated automatically from the unit
- Equipped with a liquid level indicator
- Includes a complete static dissipative tool kit

## Specifications

C-10 EX (IT-63L) CFE HEPA W/3D TOOL KIT	113172A-3D	113172A-BL3D
<b>Model Name</b>	C-10 EX (IT-63L) CFE HEPA W/3D TOOL KIT	C-10 EX (IT-63L) CFE HEPA BLSD W/3D TOOL KIT
<b>Type (Powerhead)</b>	Electric	Electric
<b>Tension</b>	120 V	120 V
<b>Frequency</b>	60 Hz	60 Hz
<b>Phase</b>	Single	Single
<b>Wattage</b>	1207 W	1100 W
<b>Power</b>	1.6 HP	1.5 HP
<b>Amperage</b>	10.5 A	13 A
<b>Air Flow</b>	110 CFM	127 CFM
<b>Vacuum Pressure</b>	107 " H <sub>2</sub> O	89 " H <sub>2</sub> O
<b>Sound Level</b>	72 dB(A)	72 dB(A)
<b>Type of Power Outlet</b>	120V	120V
<b>Suction Inlet Port</b>	2 "	2 "
<b>Cart Type</b>	Detachable Tank (DT)	Detachable Tank (DT)
<b>Filter Cleaning</b>	None	None
<b>Length</b>	37 "	37 "
<b>Width</b>	23.5 "	23.5 "
<b>Height</b>	63 "	63 "
<b>Cord Length</b>	35 ft.	35 ft.

Please note that specifications are subject to change without notice

## Use only recommended tools & accessories



3D Tool Kit for 2" camlock suction inlet - included



Optional 3D Tools



Liquid Level Indicator Tube - Included



Mist Arrester Pack - Included



C-10EX (IT-63L) CFE SK HEPA with Recovery Tank removed



Coalescing HEPA filter (Upstream) - Included



Sieve Basket - Included



Cable Holder Hook included on the side of the powerhead



Longer Life Brushless Motor Available (always with 4 x H14 HEPA filters)



Degassing Vent - Included