



EXP1 Models Certified for:

CLEANING MACHINES For Hazardous Locations (Classes C1618 01 & C1618 81)
Class I, Division 1, Division 2, Group D, T3C and Class II, Division 1, Division 2, Groups E, F and G



GUARANTEED for the Safe Recovery of Combustible/Conductive Dusts

ESD Safe Vacuum Systems for Hazardous Locations are designed to prevent ignition hazards.
We use metal parts or Static Dissipative Powder Coating to prevent Electrostatic Discharge (ESD)




Complies with NFPA 77 "Recommended Practice on Static Electricity"

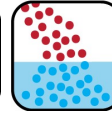
Characteristics



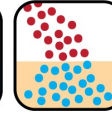
EX Certified



Less than 10 ohms



Wet Mix - Water



Wet Mix - Oil



Dry Recovery



HEPA - Included



High Filtration Efficiency Unit



SS 304



Coalescing Filter Element



SD Accessories - Included



- Enhanced Mini Immersion Separator - Wet Mix - Can be used with either water or oil
- Designed for the recovery and INERTIZATION of combustible dust into a liquid immersion bath
- Legally certified explosion proof/dust ignition proof
- Meets the requirements for a Liquid Precipitation Collector for metal dusts as outlined in NFPA 484
- Coalescing Filter Element (CFE) for moisture removal. HEPA Grade. 99.97% efficiency at 0.3 micron
- Electric
- Recovery tank made of stainless steel Type 304
- A package of the disposable conductive "wet" recovery bags is included with the vacuum cleaner
- Recovery capacity - 3.25 gal. (12.3L) of liquid is required in the recovery tank. The conductive "wet" Recovery Bag has a recovery capacity of 4.5L (1.5 gal.)
- Degassing vent allows gas to be evacuated automatically from the unit
- Equipped with a liquid level indicator
- Includes a complete static dissipative tool kit

Specifications

EXP1-10 (IT-40L) EX DT (CFE) HEPA	113153A
Model Name	EXP1-10 (IT-40L) EX DT (CFE) HEPA
Type (Powerhead)	Electric
TEFC Motor	Yes
Tension	120 V
Frequency	60 Hz
Phase	Single
Wattage	1000 W
Power	1.3 HP
Amperage	9 A
Air Flow	132 CFM
Vacuum Pressure	69 " H ₂ O
Sound Level	78/85 dB(A)
Type of Power Outlet	Not Included
Suction Inlet Port	1.5 "
Cart Type	Detachable Tank (DT)
Filter Cleaning	Liquid Immersion Bath
Cord Length	50 ft.

Please note that specifications are subject to change without notice

Use only recommended tools & accessories



Coalescing HEPA filter (Upstream) - Included



Tool Kit for Mini Series - Included



Mini Enhanced - Rear View



Mini Enhanced - Side View with detachable tank



Mist Arrester Pack - Included



Conductive "wet" recovery bag - Included



Cone assembly and detachable recovery tank with liquid level indicator and drain valve - Included



#228093 - Depressor cage for conductive wet recovery bag - optional